

# NO!

## Some items that can't go into your blue bin or community recycling bins.

### No hazardous materials



- Paint cans, aerosol cans, lighters, car batteries, oil or other hazardous material. Note, if a container has both a hazardous materials symbol and recycling symbol, do not place it in the blue bin or at a community recycling bin. Hazardous materials can harm people, equipment and the environment.

### No electronics

- Electronics such as TVs, computer monitors, CPUs and printers are only accepted at electronic recycling depots such as SARCAN. Please visit [www.sarc.ca](http://www.sarc.ca) for details on the SWEEP program.



### No toys, sporting goods, shoes or clothing



### No glass jars or bottles

- No glass of any kind.



### No houseware items




- Drinking glasses, garden hoses, mirrors, light bulbs, dishes, ceramics, utensils, appliances, etc.

### No foam cups, food containers or packaging



- Polystyrene foam packaging materials (blocks or peanuts), cups, food containers or trays (even if labeled with recycling symbol)

### No plastics that are not a container



- CD cases, pens, straws, plastic knives, forks and spoons - even if they have a recycling symbol.

### No garbage or bagged recyclables

- Anything in a garbage bag will be considered garbage. It will be redirected to the landfill unopened.



### No mixed packaging

- Deodorant sticks, toothpaste tubes, frozen juice containers, foil from yogurt containers or items made from more than one type of material.



### No contaminated materials

- Containers need to be free of food and other residues. Please clean them prior to placing in the blue bin.



### No food or yard waste

- Food, grass clippings and yard waste.



### No building materials



- Wood, drywall, nails, tile, concrete, bricks, vinyl siding, etc.

### No scrap metal



- Car parts, pots, pans, shelving, racks, wire or wire coat hangers do not go in the blue bin or community recycling bins.

**When in doubt, leave it out.**

To find out what items can go in your blue bin or community recycling bins, flip this page over. ➡

# MTN DISPOSAL LTD.

## is bringing Residential Single Stream Recycling to your Community



*Please show your commitment to recycling by placing only the listed items in your blue cart. Our trucks employ a sophisticated camera system to monitor your cart contents. Carts containing unacceptable items will be left curbside or rejected from the collection program. MTN Disposal appreciates your cooperation!*

# YES! Place these items loose in your blue bin or community recycling bins.

## Paper and cardboard

- Newspapers and paper inserts (not tied in bundles)
- Catalogues and magazines (with plastic wrapping removed)
- Paper (e.g. letters, envelopes and window envelopes, greeting cards, brochures, non-foil gift wrap, paper bags)
- Hardcover books (cover and spine must be removed<sup>1</sup>)
- Paper egg cartons
- NCR paper (no carbon required)
- Paper drinking and coffee cups (no foam)
- Cardboard (e.g. cereal boxes, clean pizza boxes, tissue boxes, paper towel and toilet paper tubes)
- Telephone books and paperback books
- Soup and beverage containers (e.g. Tetra Pak<sup>®</sup> packages)
- Shredded paper (in a clear plastic bag and tied closed)



## Beverage containers

- Refundable beverage containers can be returned to bottle depots for deposit refunds. However, they are also accepted in blue bins and at community recycling bins
- Milk containers, juice cartons, water bottles, beverage cans and Tetra Pak<sup>®</sup>



## Metal cans and foil

- Clean metal food cans
- Metal lids and caps
- Clean aluminum foil, aluminum foil plates and containers



## Plastic jugs, bottles and food containers

- Clean plastic containers labelled with the recycling symbol 1-7
- No foam cups, food containers or packaging even if labelled with recycling symbol
- Liquid detergent, fabric softener and shampoo bottles, plastic clamshell trays, yogurt and margarine containers
- Plastic lids that have a recycling symbol 1-7
- Plastic cups
- Plastic bags, bread bags, dry cleaning bags, clean plastic wrap and bubble wrap. Bundle into one plastic bag and tie closed



To find out what items can not go in your blue bin or community recycling bins, flip this page over. ➔

## General Guidelines for Curbside Recycling

- Cart lids must be completely closed for safety to surrounding property and prevention of windblown materials. Over-filled carts with open lids may not be emptied.
- Place your cart with wheels against the curb by 7:00 am on collection day.
- Use your roll-out cart for the storage and collection of approved recyclables only.
- Please do not bag or tie your recyclables except plastic bags and shredded paper.
- Return your empty cart to your property before the end of collection day.
- In the event of severe weather, please leave your cart curbside. Our trucks will provide service as soon as possible after conditions have cleared.
- Do not remove your cart from its assigned address.
- Do not paint or mark your cart.
- Please inform MTN Disposal of any damage, vandalism, or theft of your cart; replacement carts are at the homeowner's expense.

For your child's safety, do not allow them to play near the collection containers or vehicles.


By following these instructions, you will assist in making your community one of the cleanest and greenest in Saskatchewan.

## Why Single Stream Recycling?


A single stream recycling program is the easiest and most effective way to show your commitment to the environment. With a single stream program, all recyclable materials can be placed into your blue bin together—no more sorting or separating required! By this simple action, you are helping to divert over 50% of your household waste from the landfill! Single stream recycling keeps our community clean, green and ensures a vibrant and sustainable future for generations to come.

## Proper Location of Cart

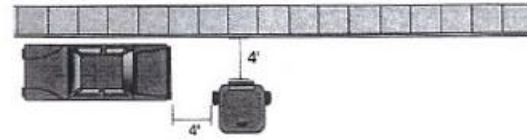
### Ideal Location #1



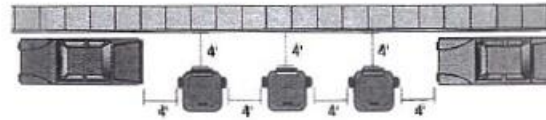
### Snow Bank #2



### Close to a Parked Car or Other Obstructions #3



### Between Two Parked Cars #4



## How to Prepare your Materials

- Place all recyclables loose in your blue bin or community recycling bins - no sorting is required.
- Clean off bits of food and other residue.
- It's okay to leave labels on metal food cans, plastic containers, etc.
- Remove lids and caps.
- Remove plastic wrapping from magazines and catalogues.
- Material should not be in bags, with two exceptions:
  - Bundle plastic bags into one plastic bag and tie closed.
  - Shredded paper can be placed in a clear plastic bag and tied closed.
- As a rule, if soft plastic stretches (like a grocery bag), it's recyclable.
- If in doubt, leave it out.